



Automated External Defibrillator

Newlife AED



Fast operation

Sudden cardiac arrest is the abrupt loss of heart function, breathing, and consciousness. The condition usually results from a problem with your heart's electrical system, which disrupts your heart's pumping action and stops blood flow to your body.

Using a defibrillator or even CPR — can improve the chances of survival until emergency workers arrive.





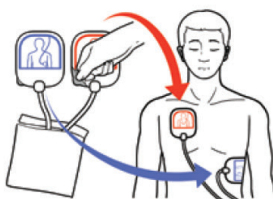
Comprehensive rescue process assistance

Newlife AED provides voice guidance during the entire rescue process, provides personalized intelligent rescue guidance, facilitate users respond quickly and improves rescue efficiency.



Open the lid and power on

(When the lid is opened, the AED is automatically power on, and the voice guidance is activated, which immediately guides you on how to operate the AED)



Attach electrodes

(Attaching the electrode pads on required position following the diagram on it, then the AED will start the heart rhythm analysis immediately)



Press the "shock" button

(If the AED voice prompts to press the electric shock button, please press the button, and the AED will immediately proceed the shock)

Interactive Rescue Guidance

Advanced cardiopulmonary resuscitation (CPR) assistive functions enable CPR beats, voice and animation guidance in real-time, instruct the user on the essentials of chest compression, and improve the rescue efficiency and success rate.



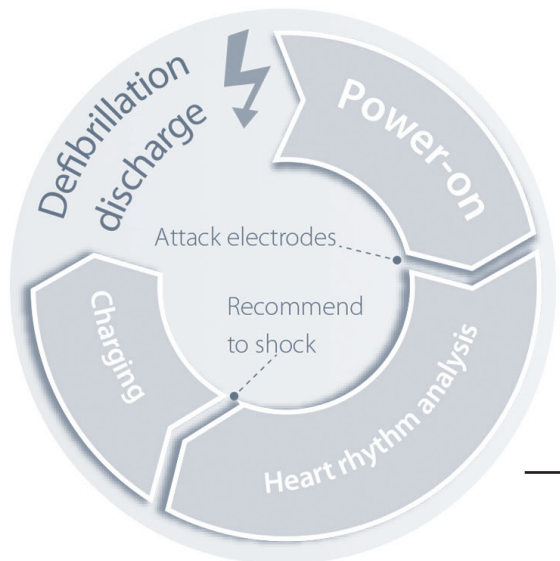
It works effectively and rapidly

Step faster for life rescue

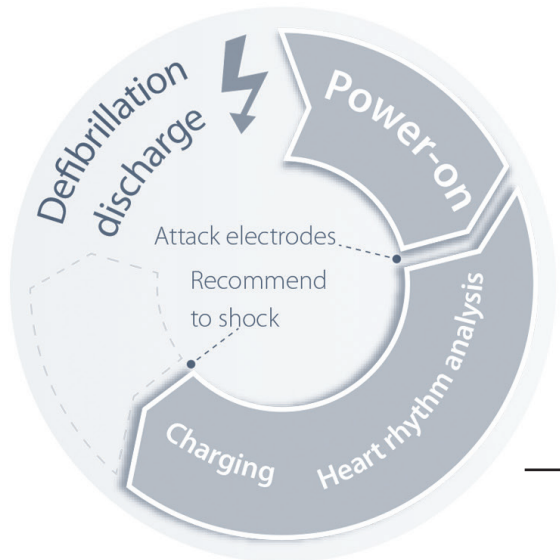
When a patient suffers cardiac arrest, the golden rescue time is only 4 minutes. Newlife AED synchronizes intelligent pre-charging during the heart rhythm analysis process, which shortens the power-on and heart rhythm analysis time. The whole process from power-on to charging completion does not exceed 7 seconds, and the discharge can be performed immediately after the heart rhythm analysis is completed.

Up to 360J energy selection.


For patients with high defibrillation thresholds such as myocardial infarction, obesity, and high impedance, more energy selections indicate higher success rates for defibrillation.
Greater Impedance - 300 Ω
Suitable for greater patient types



Ordinary AED



Newlife AED

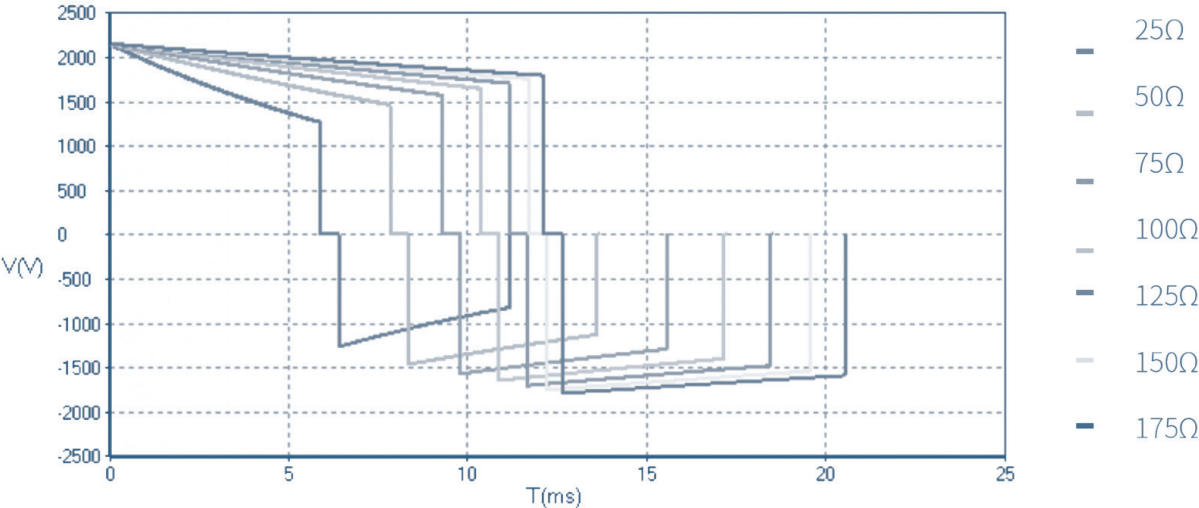




Think more for safety

Up to 360J energy selection.
For patients with high defibrillation thresholds such as myocardial infarction, obesity, and high impedance, more energy selections indicate higher success rates for defibrillation.

Greater Impedance - 300 Ω
Suitable for greater patient types



- Newlife AED adopts advanced Biphasic Truncated Exponential (BTE) technology with automatic impedance compensation function to achieve better performance while defibrillation.



Lower energy



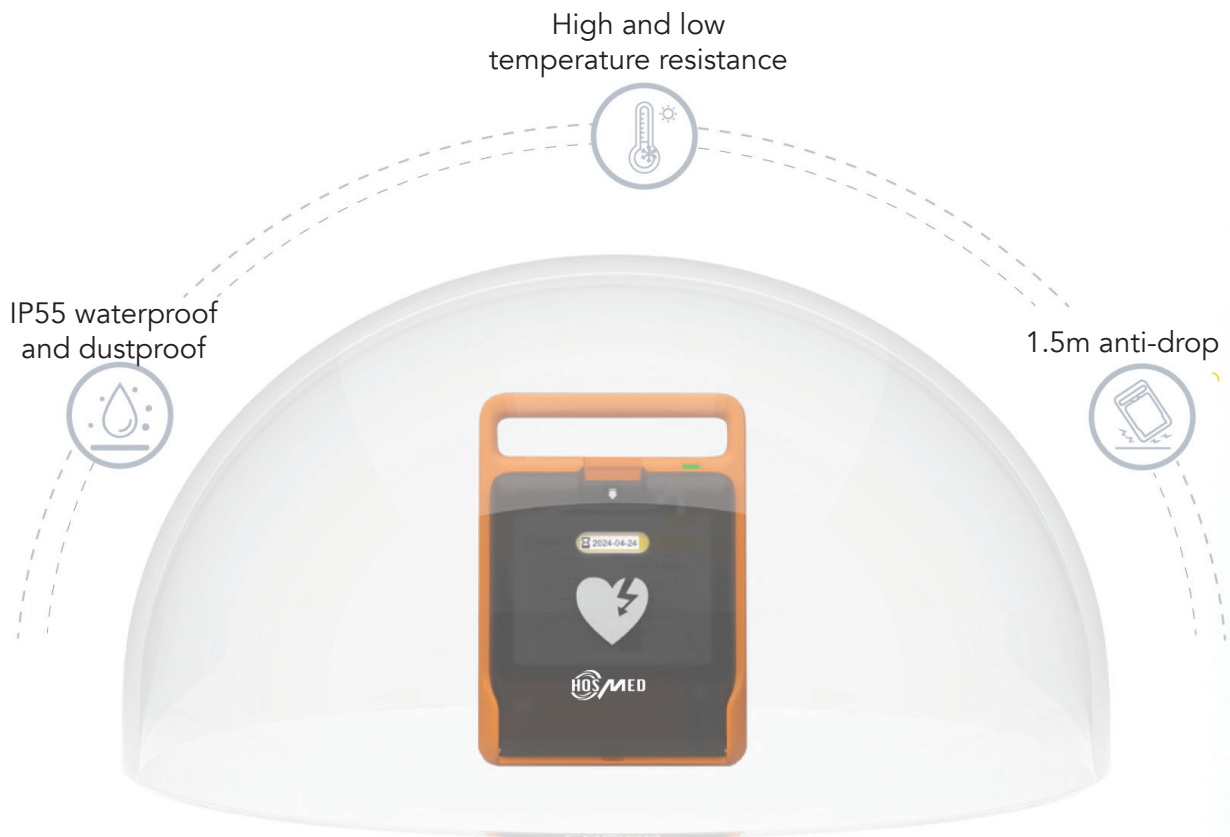
Less damage



Better performance

Your reliable guard

Newlife AED has passed many strict tests, and its reliable and durable quality makes AED suitable for long-term placement and use in various complex and high-demand environments.



Complies with EN1789 Ambulance Transport Standard



High-quality durable electrode pads
Battery life up to 8 years

Automated External Defibrillator

Newlife AED





3403 NW 82nd Avenue, Suite 102 E.
Doral, Florida 33122. USA